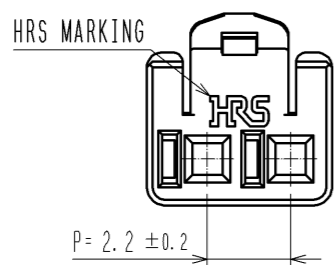
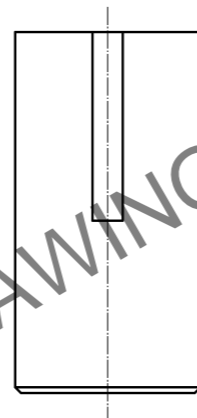
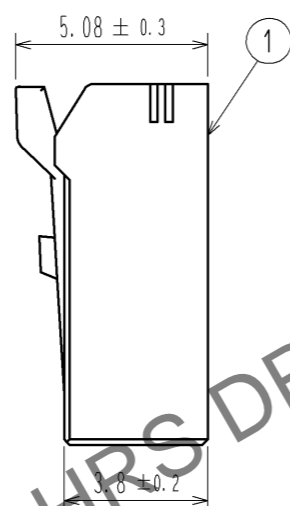
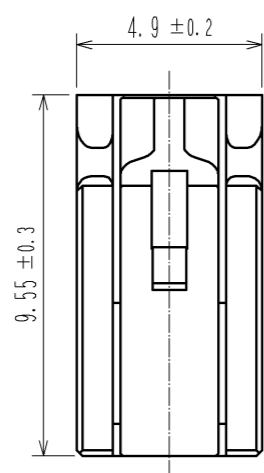
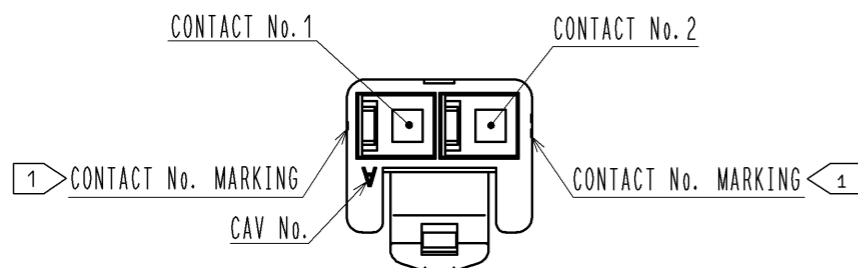
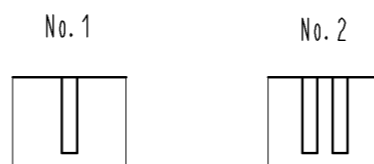
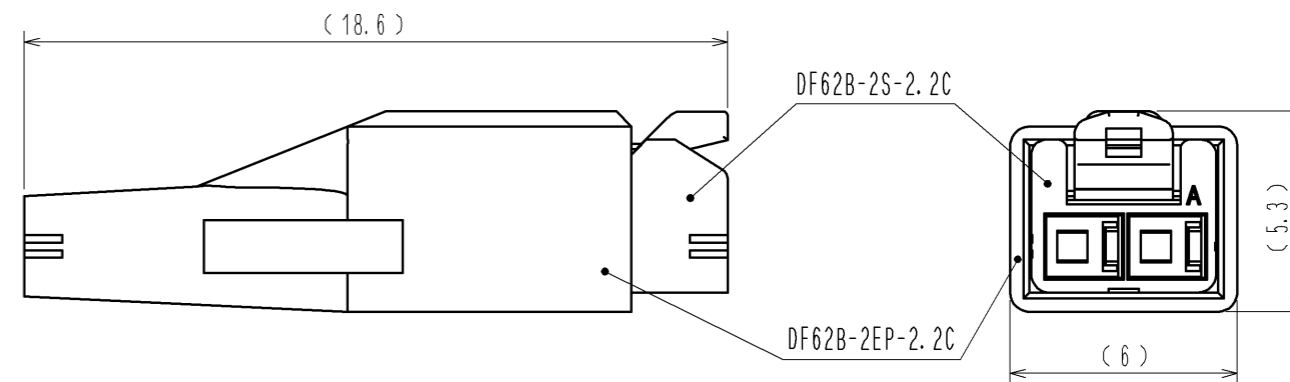


Feb.1.2024 Copyright 2024 HIROSE ELECTRIC CO., LTD. All Rights Reserved.  
 In case of consideration for using Automotive equipment / device which demand high reliability, kindly contact our sales window correspondents.

1 FIGURE-1 CONTACT No. MARKING (10:1)



MATING FIGURE



- NOTE. 1 MARKINGS AT THE INDICATED POSITIONS ARE CONTACT NO. MARKING. AND SHAPES ARE SHOWN IN FIGURE-1.  
 2. PER PACK : 100 PIECES.  
 3. THE DIMENSIONS IN PARENTHESIS ARE FOR REFERENCE.

NO.	MATERIAL	FINISH . REMARKS	NO.	MATERIAL	FINISH . REMARKS		
			1	PBT	UL94V-0 (WHITE)		
UNITS mm		SCALE 5 : 1	COUNT 	DESCRIPTION OF REVISIONS	DESIGNED	CHECKED	DATE
<b>HRS</b> HIROSE ELECTRIC CO., LTD.			APPROVED : KI. AKIYAMA	13. 06. 06	DRAWING NO. EDC3-351955-00		
			CHECED : MN. KENJO	13. 06. 06	PART NO. DF62B-2S-2. 2C		
			DESIGNED : TH. YOSHIKAWA	13. 06. 06	CODE NO. CL544-0551-0-00		
			DRAWN : TH. YOSHIKAWA	13. 06. 06	1/1		